

UKRAINE COVID-19 DAILY SITUATION REPORT*

February 18, 2021; 09:00


 **МІНІСТЕРСТВО
ОХОРОНИ
ЗДОРОВ'Я
УКРАЇНИ**


 **ЦЕНТР
ГРОМАДСЬКОГО
ЗДОРОВ'Я**

Dr. Jarno Habicht
WHO Representative
Kyiv, 04071, Ukraine
+38 044 428 55 55
<http://www.euro.who.int/en/countries/ukraine>

Dr. Victor Liashko
Deputy Minister of Health
Kyiv 01601, Ukraine
Tel.: +380 44 200 0790
<http://www.moz.gov.ua>

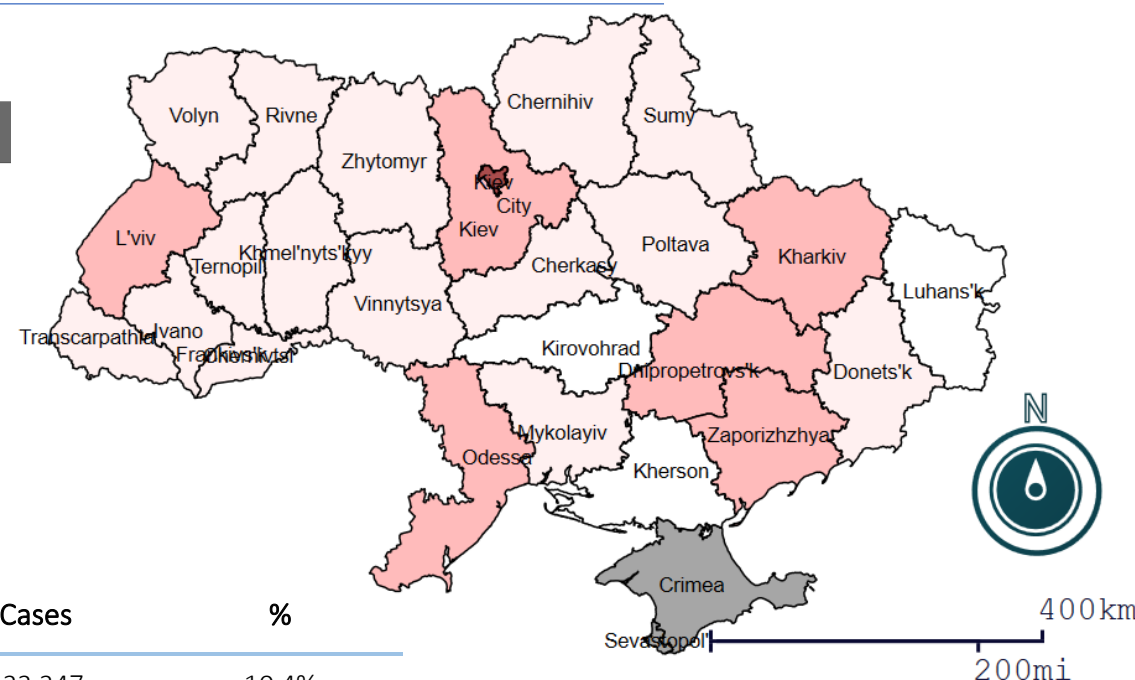
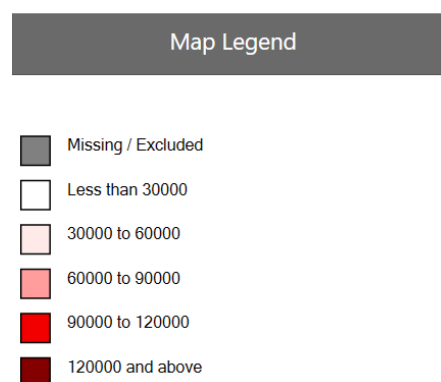
Public Health Center of the
Ministry of Health of Ukraine
Kyiv, 04071, Ukraine
Yaroslavskaya st., 41
Tel.: +380 44 425 43 54
phc.org.ua
covid2019@phc.org.ua

 **CONFIRMED**
1 287 141 (+6 237)

 **DEATHS**
24 852 (+163)

 **RECOVERED**
1 134 120 (+5 225)

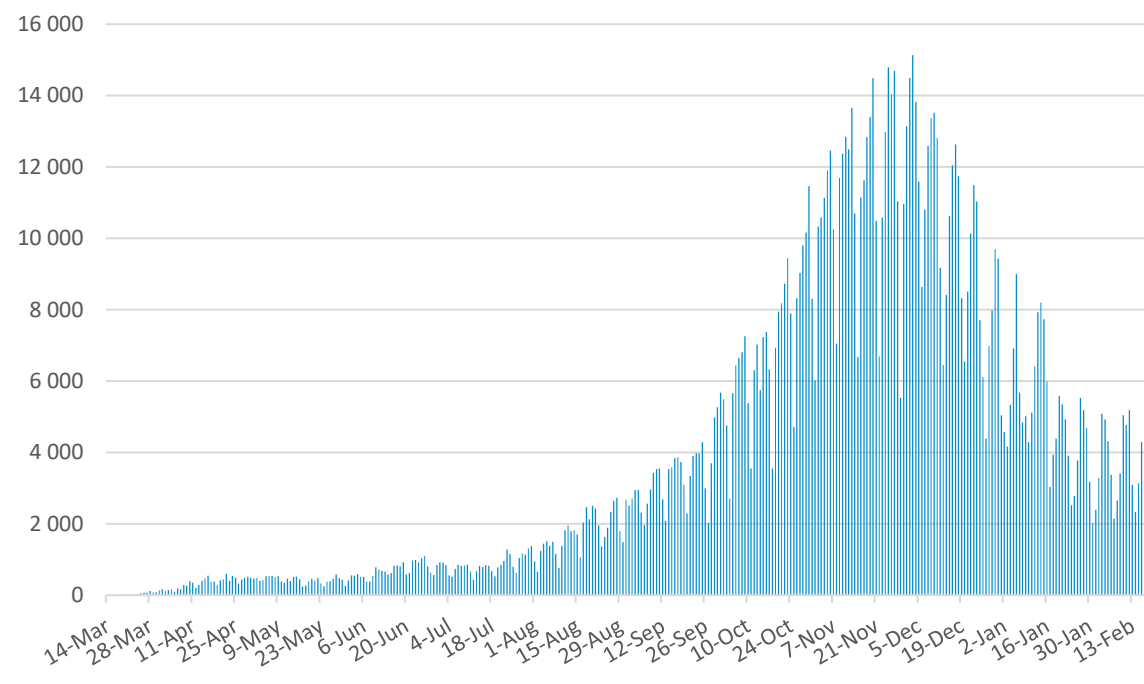
Number of confirmed cases in regions



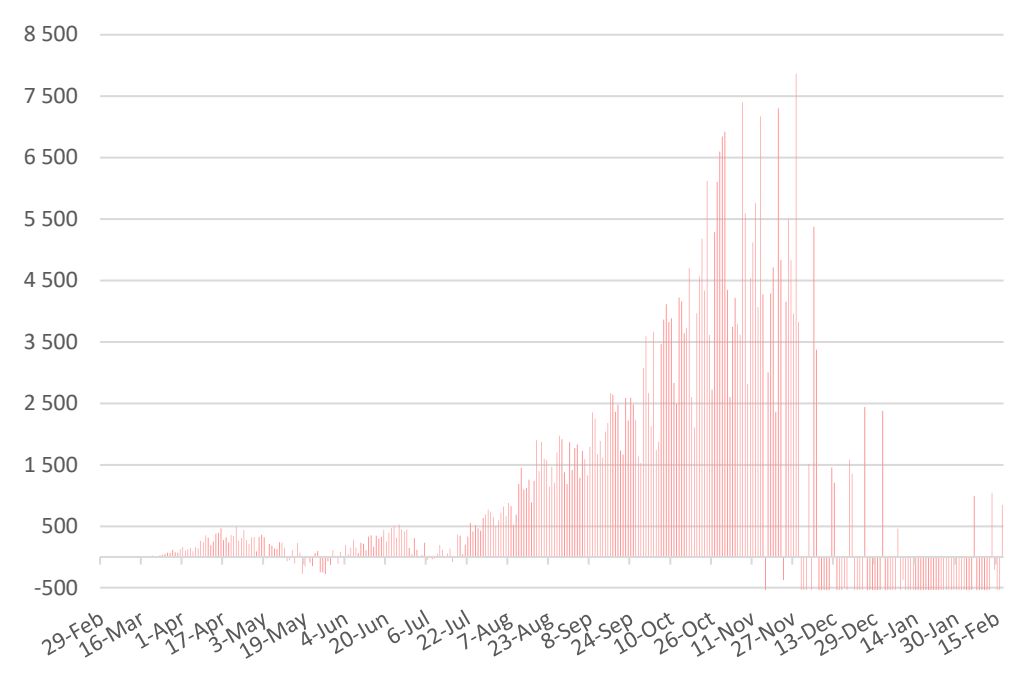
Region	Cases	%
Kyiv city	133 347	10,4%
Odessa	83 885	6,5%
Kharkiv	81 116	6,3%
Lviv	75 069	5,8%
Kyivska oblast	72 455	5,6%
Others	841 269	65,4%

*Please note that retrospective change on the the data has been made according to the information provided by PHC and MoH hence changes in some figures and indicators.

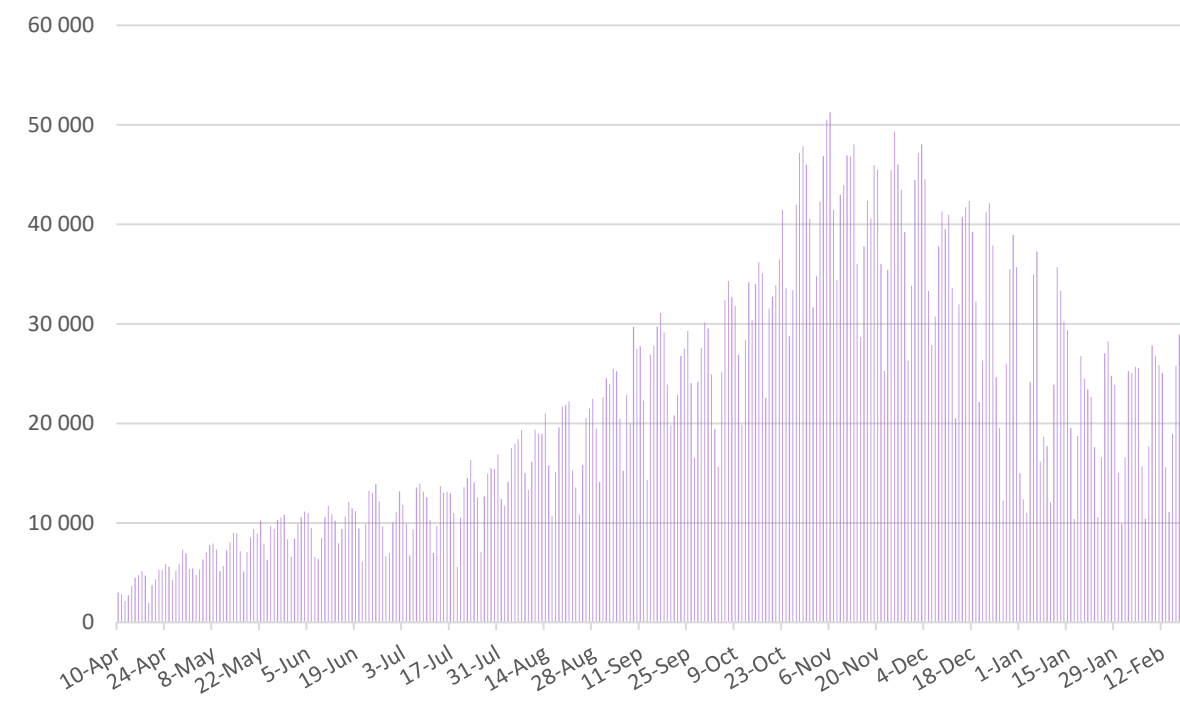
Confirmed cases by date of reporting



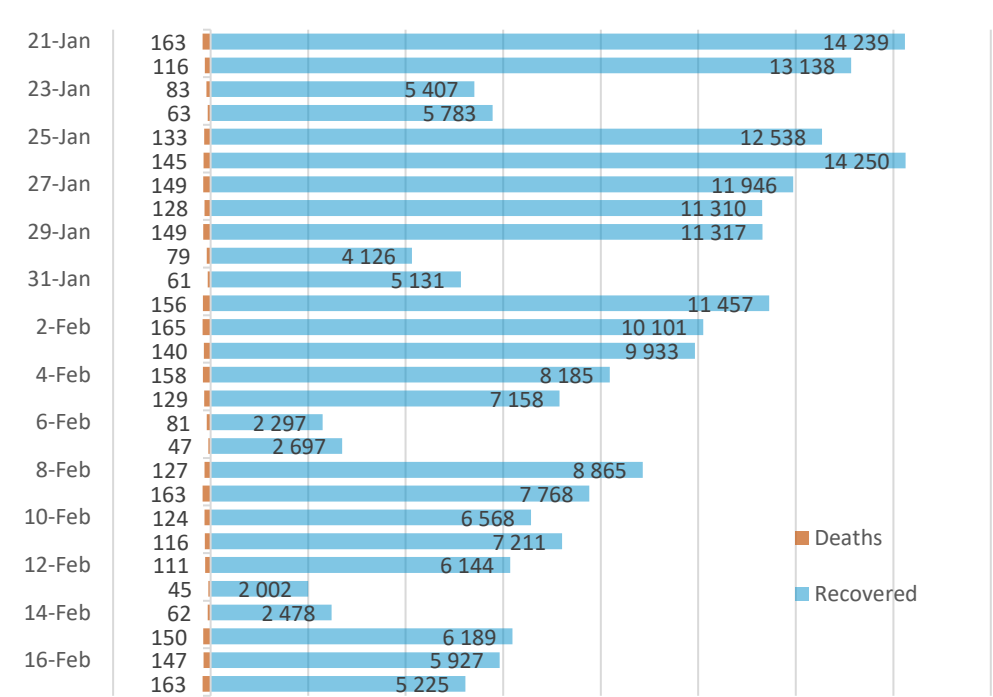
Active cases per day



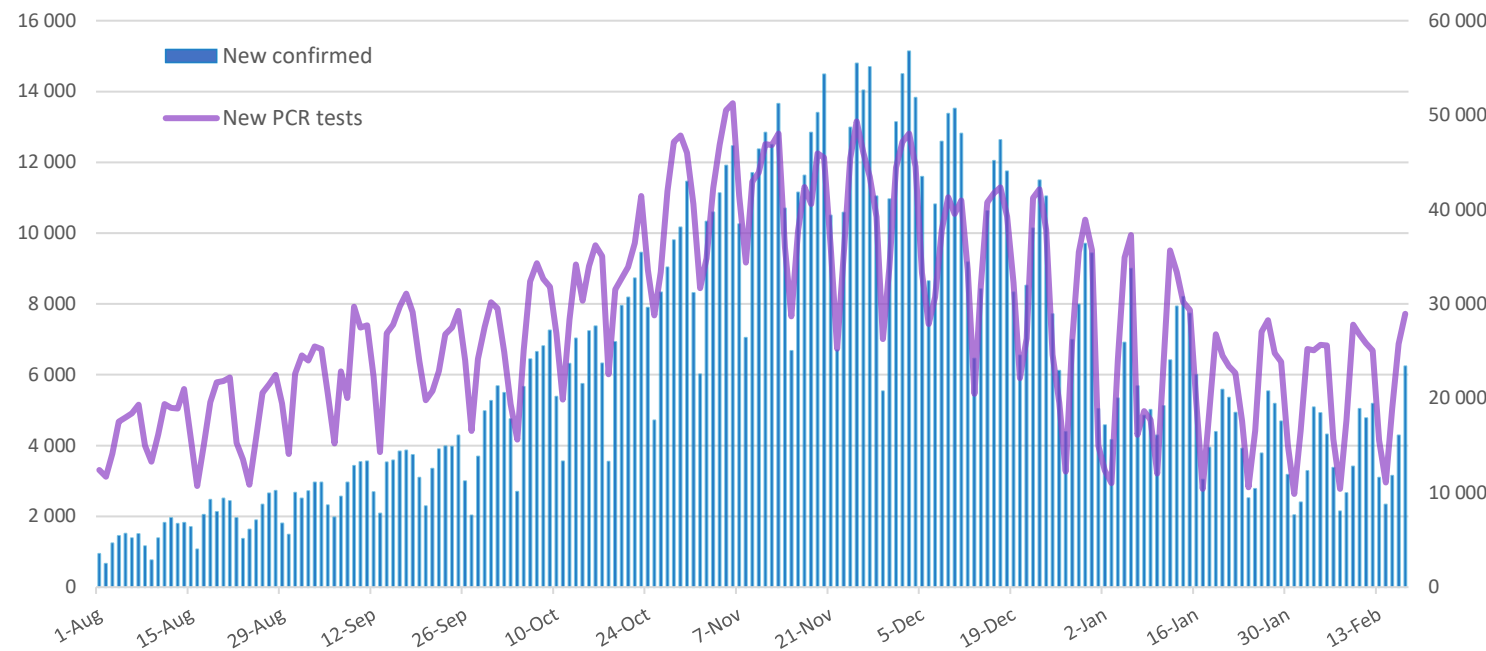
Conducted PCR tests



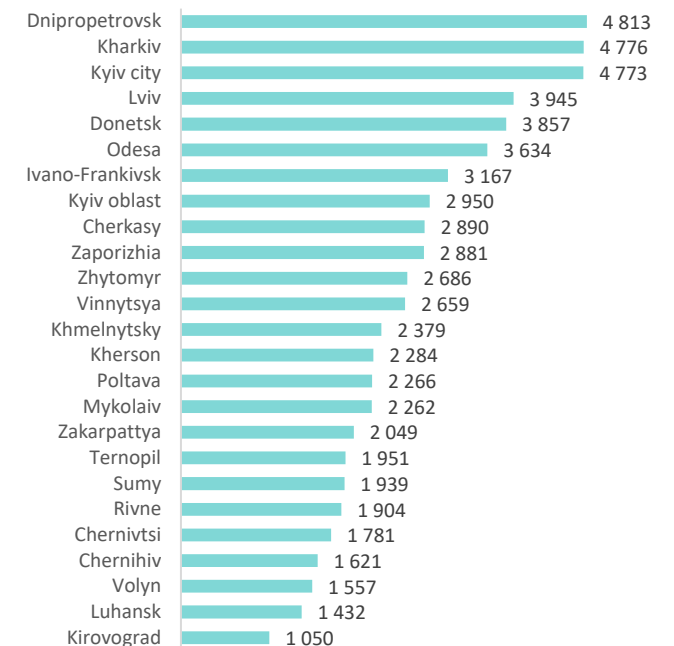
Lethal and recovered cases



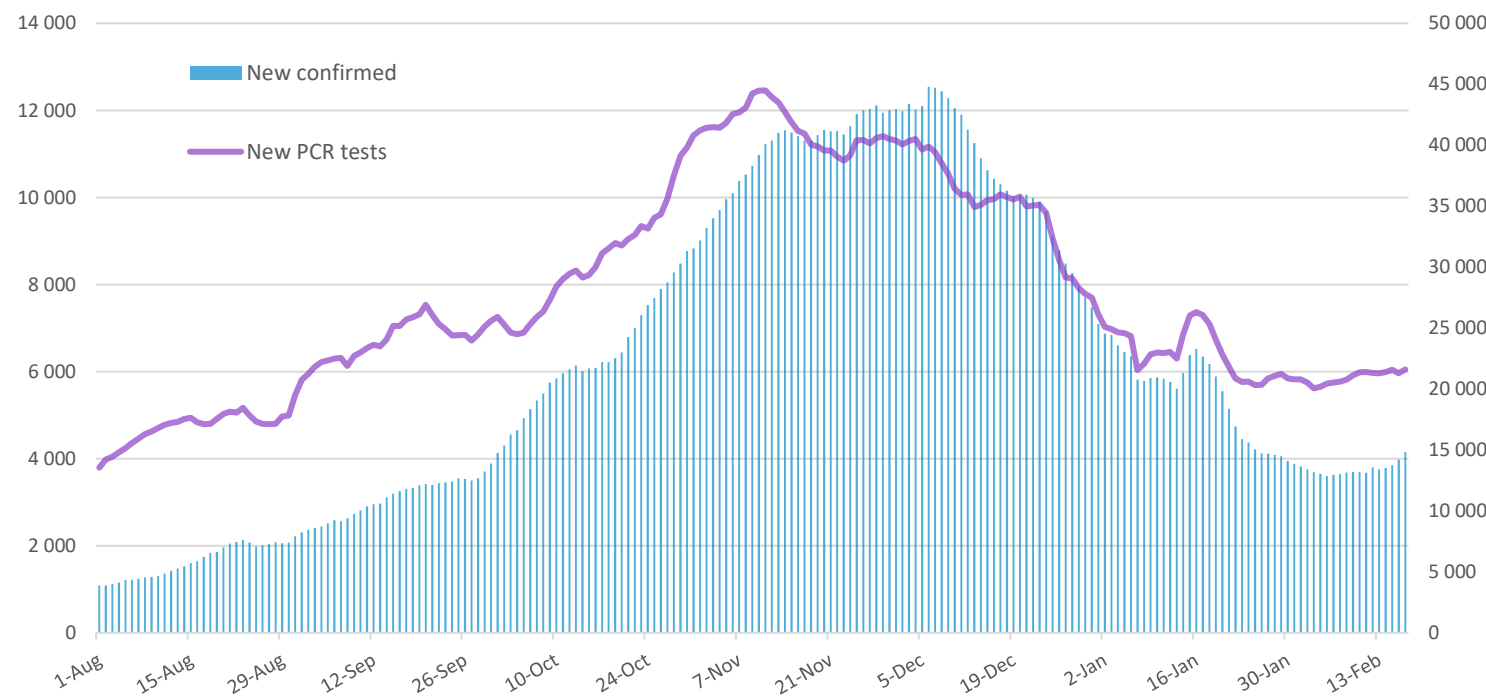
Comparison of number of daily confirmed cases and daily PCR tests



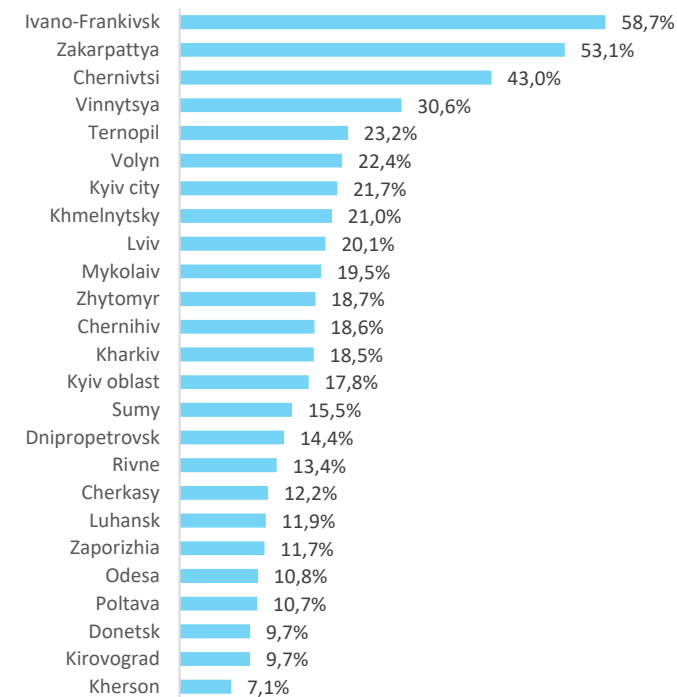
Number of COVID beds in hospitals



Comparison of number of daily confirmed cases and daily PCR tests (normalized for 7 days)



Bed occupancy rate (confirmed cases)



Indicators for COVID-19 epidemic process in Ukraine

Region	Past 7-day cumulative cases	Past 7-day incidence	% change of 7-day cumulative incidence*	Past 14-days cumulative cases	Past 14-day incidence	% change of 14-day cumulative incidence*	Mortality per 100 000 population	Active cases	Active cases per 100 000 population
Kyiv city	2 148	72,4	26,9%	3 841	129,5	3,1%	86,2	40 650	1371,0
Vinnitsya	2 014	130,8	31,2%	3 549	230,6	29,1%	38,7	4 723	306,8
Volyn	727	70,6	18,6%	1 340	130,1	-1,0%	59,5	2 101	203,9
Dnipropetrovsk	1 215	38,4	-15,9%	2 659	84,0	-3,4%	61,1	3 078	97,3
Donetsk	770	41,0	-3,7%	1 570	83,6	-8,6%	54,7	1 975	105,2
Zhytomyr	1 363	113,2	30,6%	2 407	200,0	18,3%	65,8	3 361	279,2
Zakarpattia	2 098	167,5	30,0%	3 712	296,3	29,8%	65,6	5 752	459,2
Zaporizhia	701	41,7	-44,6%	1 967	117,1	-22,6%	61,0	3 221	191,7
Ivano-Frankivsk	4 266	312,4	33,3%	7 466	546,8	35,0%	78,9	10 057	736,6
Kyiv oblast	1 418	79,6	14,4%	2 657	149,1	0,0%	67,8	5 130	287,9
Kirovograd	163	17,6	-8,4%	341	36,7	-1,2%	38,7	2 179	234,7
Luhansk	249	37,0	-7,1%	517	76,9	-18,8%	65,0	994	147,8
Lviv	1 587	63,3	2,7%	3 133	125,0	-3,2%	88,2	6 004	239,5
Mykolaiv	648	58,1	-0,6%	1 300	116,5	-9,1%	68,1	5 545	497,0
Odesa	986	41,5	2,1%	1 952	82,2	-7,6%	58,5	5 374	226,4
Poltava	665	48,1	-2,6%	1 348	97,6	-13,5%	68,6	2 280	165,1
Rivne	686	59,6	-4,7%	1 406	122,1	-4,9%	52,4	1 438	124,9
Sumy	635	59,7	17,2%	1 177	110,7	2,3%	61,2	1 931	181,7
Ternopil	912	88,0	14,9%	1 706	164,7	0,5%	55,8	1 909	184,3
Kharkiv	1 293	48,8	11,7%	2 451	92,5	-5,8%	57,3	4 749	179,2
Kherson	204	19,9	-37,6%	531	51,9	-14,4%	60,9	1 035	101,1
Khmelnitsky	853	68,2	-3,7%	1 739	139,0	8,1%	68,7	2 072	165,7
Cherkasy	715	60,2	0,0%	1 430	120,5	-7,0%	51,0	3 052	257,2
Chernivtsi	2 289	254,4	49,4%	3 821	424,7	40,5%	104,7	5 710	634,6
Chernihiv	442	44,8	2,1%	875	88,7	-15,1%	72,8	3 849	390,3
Ukraine	29 047	76,3	13,0%	54 895	144,1	7,1%	65,3	128 169	336,5

**(Current 14/7-day cumulative incidence – 14/7-day cumulative incidence one week ago) / 14/7-day incidence one week ago.*

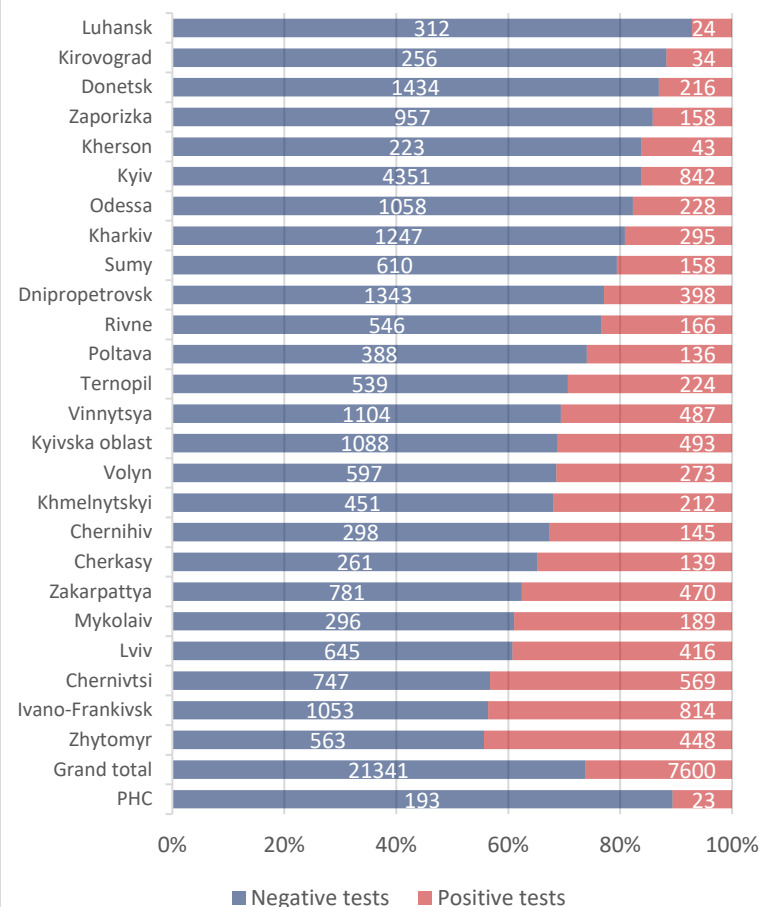
Green – decline in % change.

Yellow – slight increase (from 0% to 20%).

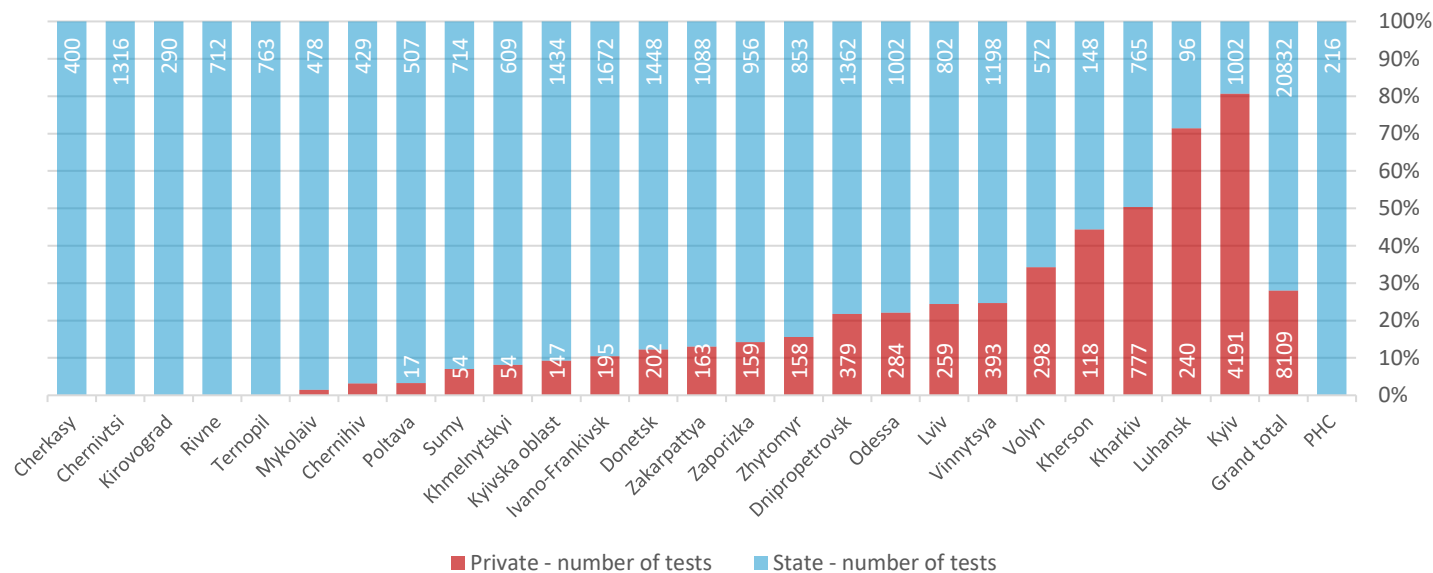
Red – significant increase (higher than 20%).

Daily information about laboratories and PCR testing in regions (as of February 18; 09:00)

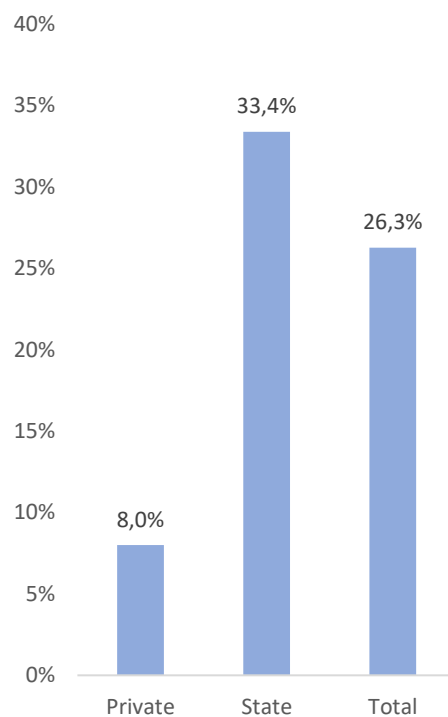
Number of positive* and negative results



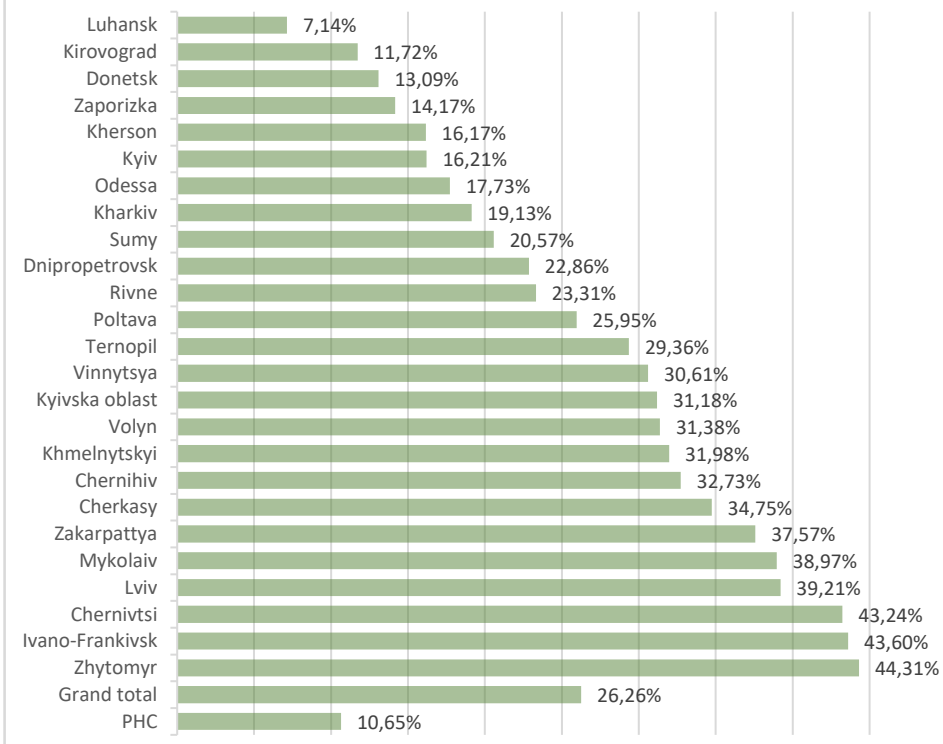
Share of tests done in private and state labs



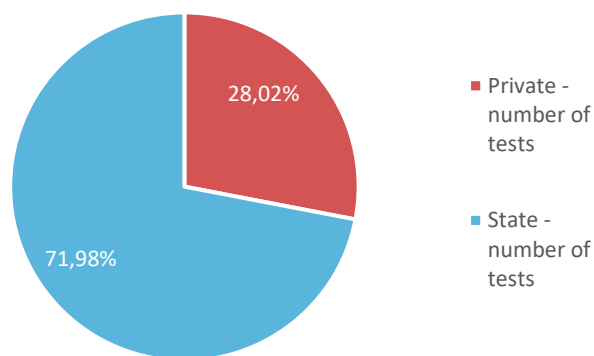
Positivity rate in private and state labs



Percent of positive result

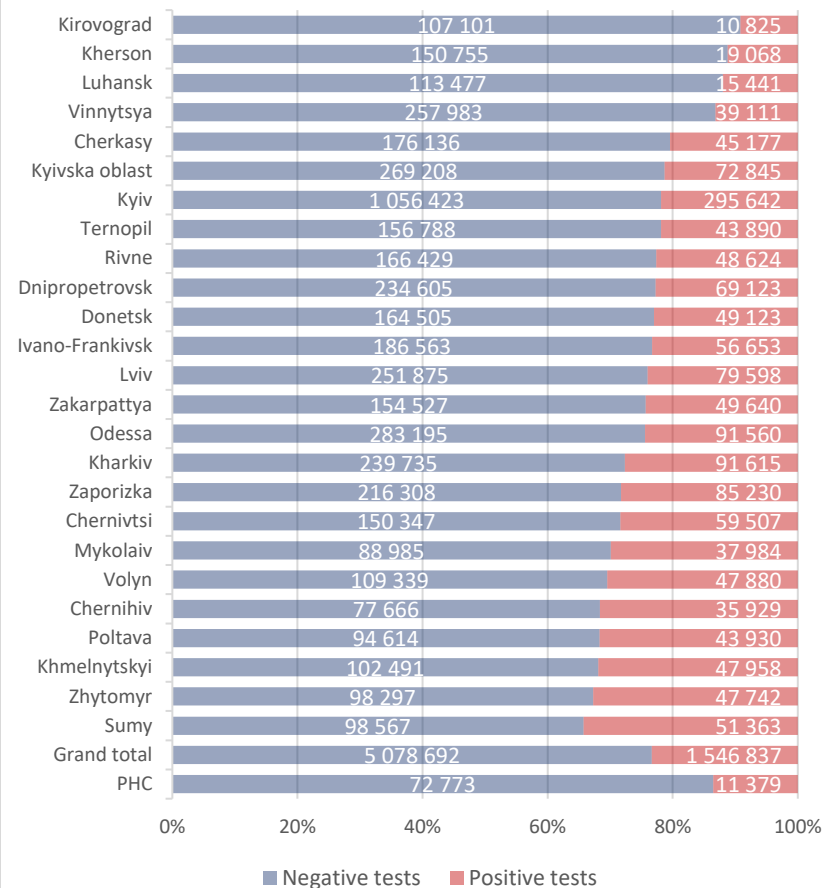


Tests done in private and state labs

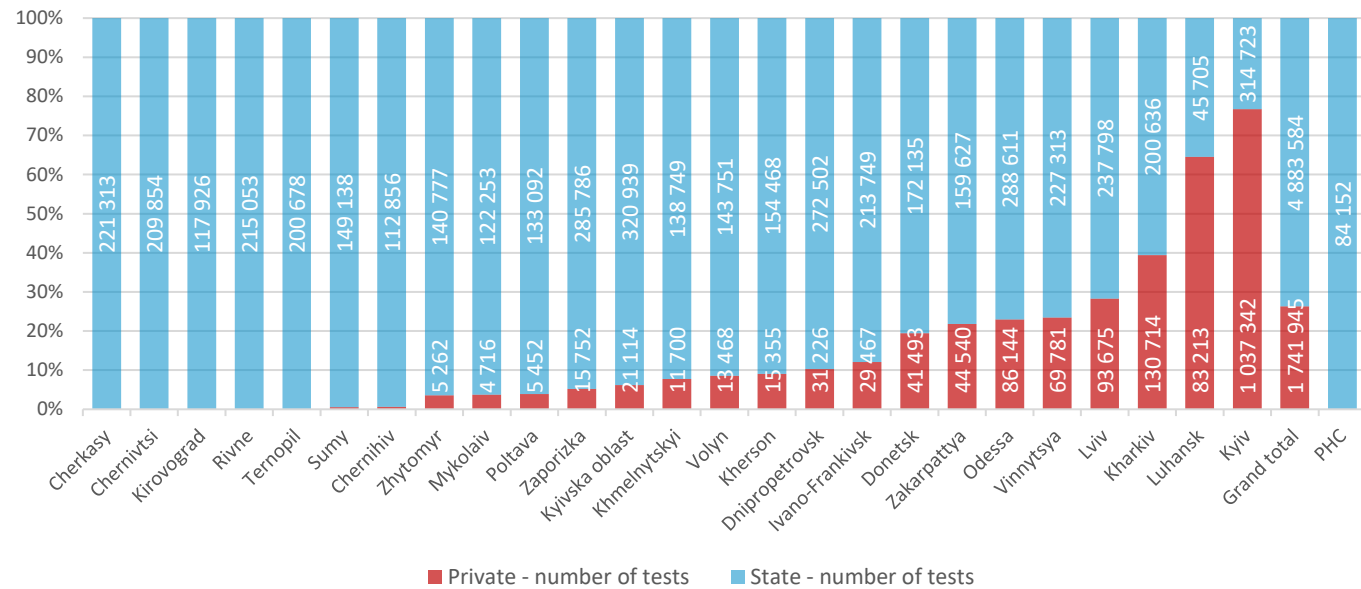


Cumulative information about laboratories and PCR testing in regions (as of February 18; 09:00)

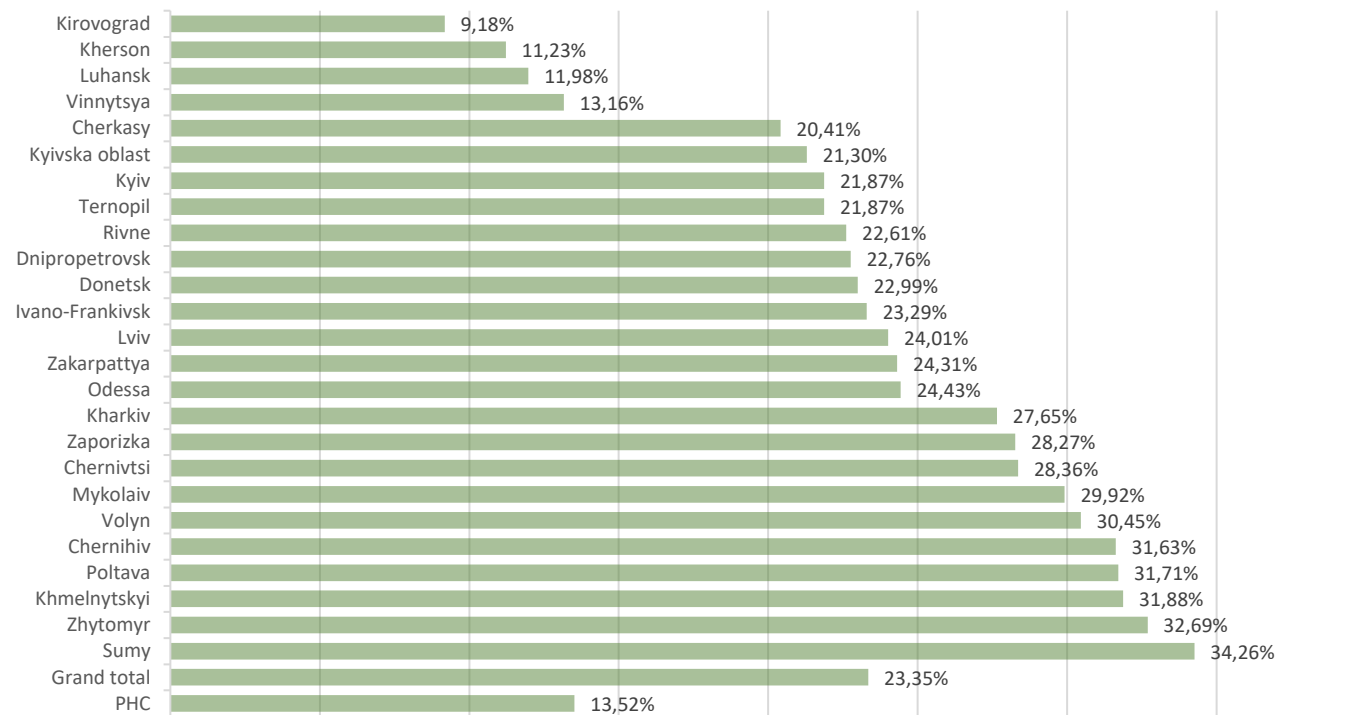
Number of positive* and negative results



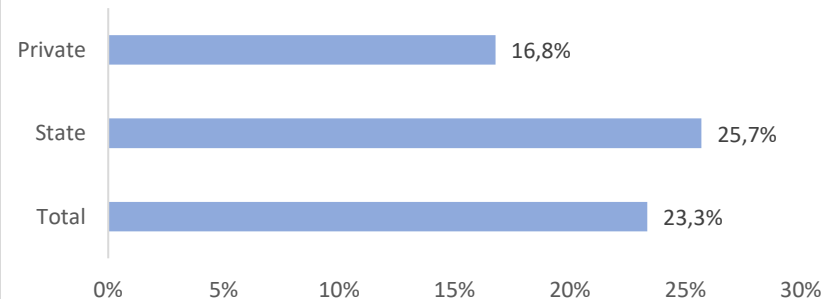
Share of tests done in private and state labs



Percent of positive result

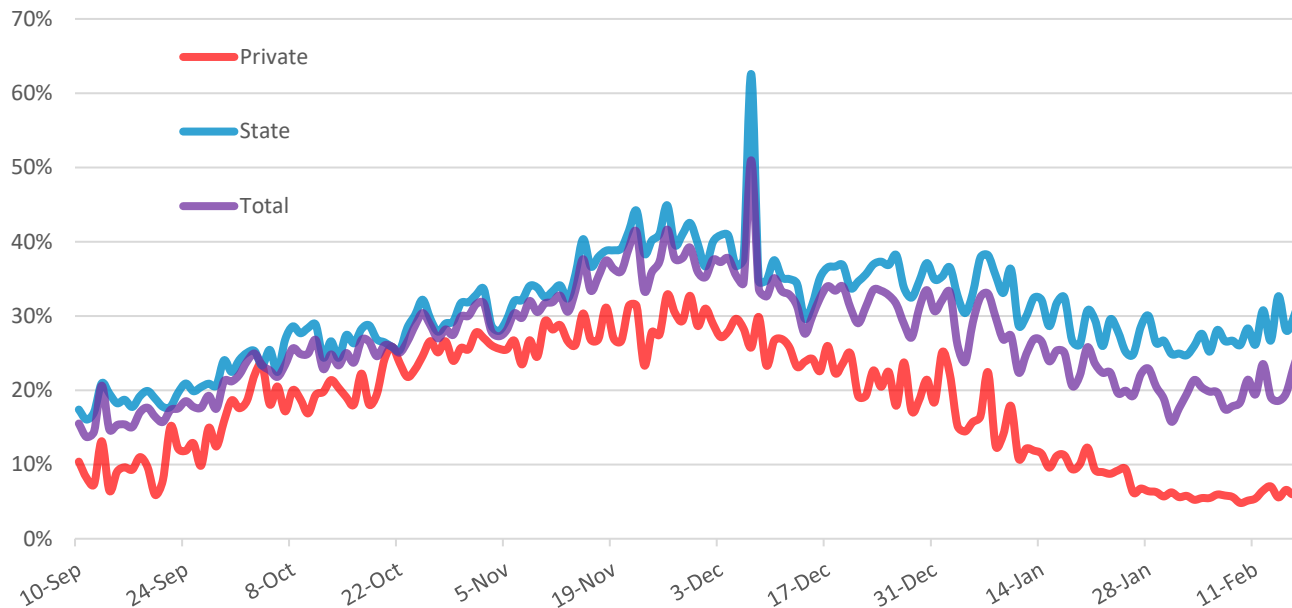


Positivity rate in private and state labs



*Positive results also include positive re-tests.

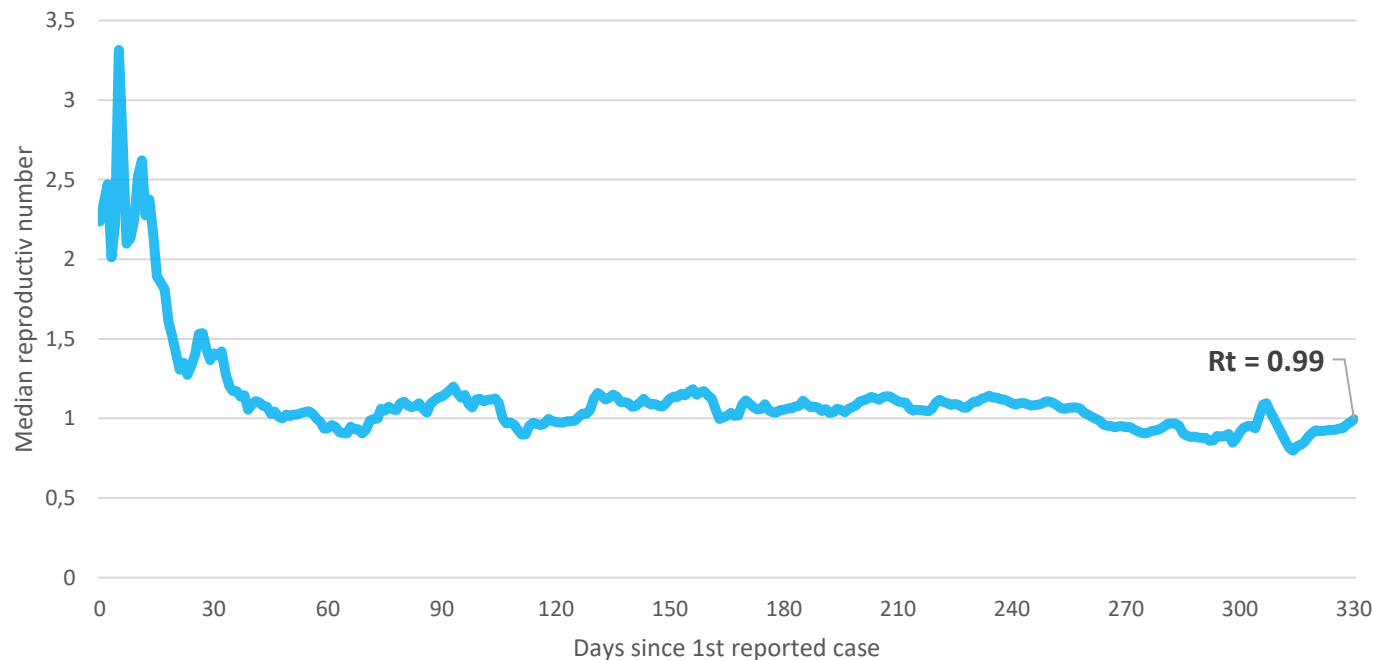
Changes in trend of test positivity



Latest measures of the government

- [The government has introduced adaptive quarantine in Ukraine since February 24](#). There will be four levels of epidemic danger, according to which certain restrictive measures will be established.
- The Ministry of Health of Ukraine together with partners launched a separate information portal on vaccination against COVID-19 - vaccination.covid19.gov.ua.
- [Pfizer has applied for registration of COVID-19 vaccine](#).
- [Practical training of mobile crews for immunization by Pfizer/BioNTech and AstraZeneca vaccines](#) from COVID-19 has started in Ukraine.

Estimated median reproduction number based on date of reporting (7 day moving average)



Relevant links

- [WHO Euro Regional interactive dashboard](#) (English)
- [WHO Euro Regional interactive dashboard](#) (Russian)
- [Daily situation report](#)
- [Updated WHO advice for international travel](#)
- [WHO global interactive dashboard](#)
- [Public Health Center of the MoH](#)
- [Coronavirus in Ukraine](#)